

FIRE RESISTANT SOLID CORE BLANKS/DOORS

One Hour Certification

Tested above 60 minutes
in accordance with BS476 Part 22: 1987

Global Assessment No. Chilt/A04012
(comprising Test RF 03106) refers

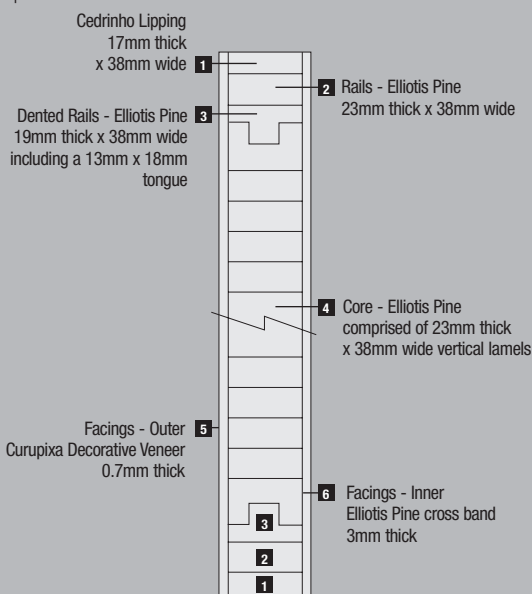
Stock Sizes (mm)

1981 x 762	1981 x 838	2032 x 813	2135 x 915
2040 x 626	2040 x 726	2040 x 826	2040 x 862
2040 x 926	2040 x 1026		

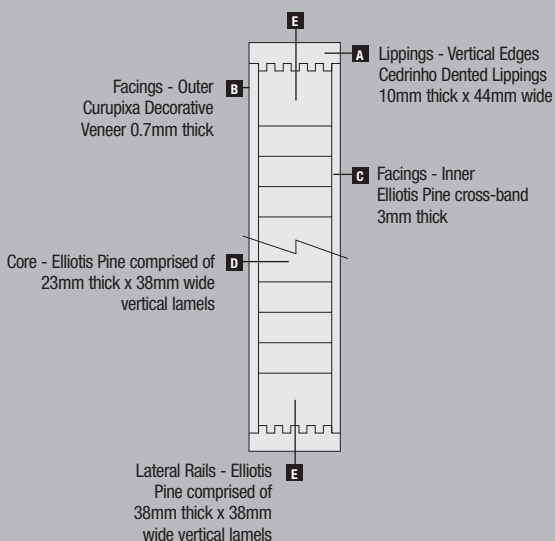
U Value Test

The Thermal Performance of the 60 Minute Fire Door in accordance with EN ISO 1077-1:2000 is **2.0W/m²K**.

Lipped 44mm side on



Lipped 44mm top edge downwards



Half Hour Certification

Tested above 30 minutes in accordance with BS476 Part 22: 1987
Global Assessment No. FEA/F01243 Revision B (comprising Tests RF0117, RF02021 & RF03105) refers

Construction

- A superior door blank composed of solid Elliotis Pine or similar lamels, continuous glued for core
- Calibrated for thickness
- Horizontal & vertical rails
- Inner Facings • 3mm cross band ply Elliotis Pine or similar
- Outer Facings • 0.7mm Hardwood veneer
- Lipping – 4 edges • 2 vertical combed into the core for extra gluespread and integrity, in matching hardwood as faces
- MDF faced door blanks also available

Other Conforming Leaf Facings

The following facing materials may be used in lieu of that tested **provided** the thickness **remains as tested**.

- Chipboard – to **BS EN 312-2** or better
- MDF (for extra fine finishes) – minimum density **650kg/m³**

Timber veneers, Formica and plastic laminates **up to 2mm** thick are also acceptable.

Leaf Configurations

Can be used in single leaves, pairs (equal & unequal) and glazed leaves.

Leaf Size Adjustment

Door leaves to this design can be reduced in height or width **without** restriction.

Reduction in height must be from the **bottom edge only** preserving the top rail dimensions.

Lippings must be replaced in accordance with the Fire Certificate.

Glazing

The permitted glazing area for all configurations on this doorset design is **0.84m²**.

Weight (based on 2057mm x 838mm Doorblanks)

- 44mm – 37.272kg ~ equivalent to 21.62kg/m²
- 54mm – 53.980kg ~ equivalent to 31.37kg/m²

Stock Sizes(mm)

1981 x 762	1981 x 838	2032 x 813	2057 x 838	2135 x 915	2440 x 1220	2040 x 626
2040 x 726	2040 x 826	2040 x 862	2040 x 926	2040 x 1026	2745 x 915	

U Value Test

The Thermal Performance of the 30 Minute Fire Door in accordance with EN ISO 1077-1:2000 is **1.9W/m²K**.

Environment

We're committed to a policy of buying all timber from well-managed forest/plantations.

Storage, Handling & Finishing

- Doors must be kept and stored dry and flat
- To avoid warping when the doors are piled up, they must have at least 3 equal bearers
- To avoid absorption of humidity and protect from deterioration, the door has 4 lippings
- Doors must be handled in accordance with the following instructions:
 - Hung with 3 hinges to avoid warping
 - Treatment of cut-outs (e.g. letterboxes, locks, glass apertures)
 - All edges, must be protected with humidity resistant exterior paint
 - Additionally, glass apertures must be sealed with putty or silicone
- Painting
 - Should be done before the door is exposed to the elements
 - For best results only use approved paints/treatments and always refer to manufacturers guidelines
 - Final finishing can be effected after installation
 - All 4 edges must be fully sealed or similar
- Regular Maintenance should be undertaken to:
 - Prevent breakdown of the paint/varnish
 - Protect the wood fibre from deterioration

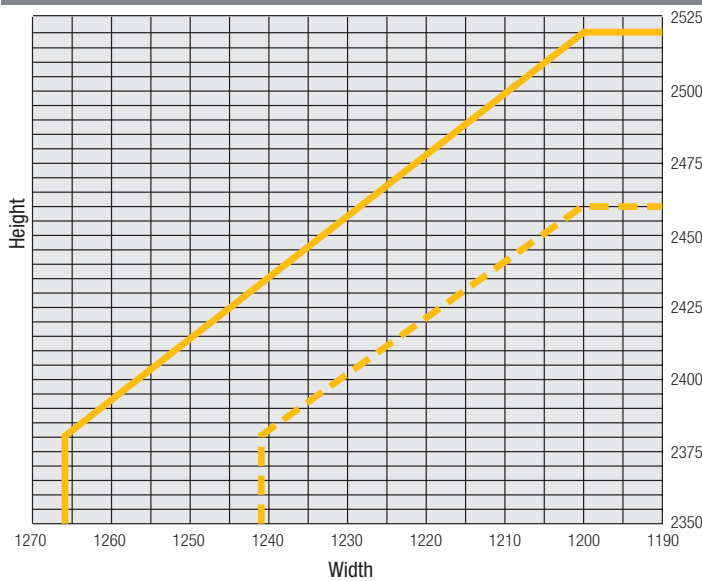
30 Minute Fire Resistance – Latched & Unlatched Single & Double Acting Single Leaf Doorsets

	Configuration		Height(mm)	Width(mm)
Leaf Sizes	DASD and ULSASD	From:	2380	X 1241
		To:	2461	X 1200
	LSASD	From:	2380	X 1266
		To:	2519	X 1200
Maximum Overpanel Height		Transomed	2000mm	
Glazing		Max. glazed area: Approved systems:	0.84m ² See CHILT/A01243 Revision B & Appendix B	
Frame Specification		Min. Section(mm): Material: Density:	70 X 32 Softwood or Hardwood Min 510kg/m ³	

Intumescent Materials – Palusol

Head	1 No. 15 x 4mm thick strip centrally fitted in the frame reveal or leaf edge. Increase to 20 x 4mm on door leaves over 2400mm high.
Jambs & Overpanel	1 No. 15 x 4mm thick strip centrally fitted in the frame reveal or leaf edge. Double acting doorsets must have the top pivot mortice encased with, and the strap plates fitted on to, 1mm thick Interdens intumescent gasket.

Maximum Door Leaf Size Key: — LSASD — DASD & ULSASD



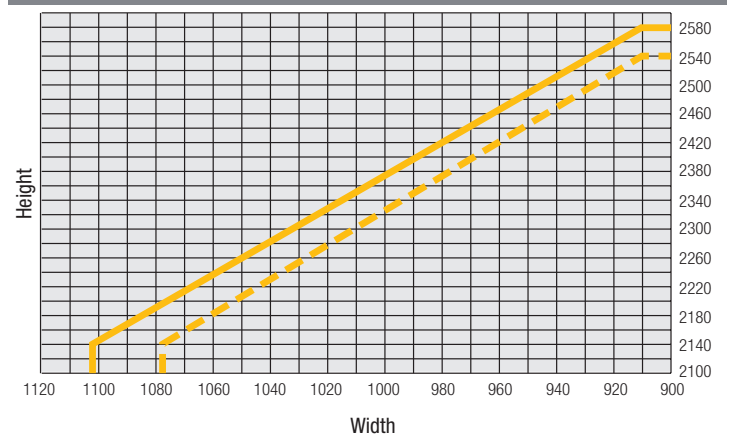
30 Minute Fire Resistance – Latched & Unlatched Single Acting & Double Acting Double Doorsets

	Configuration		Height(mm)	Width(mm)
Leaf Sizes	DADD and ULSADD	From:	2140	X 1077
		To:	2532	X 910
	LSADD	From:	2140	X 1102
		To:	2582	X 910
Maximum Overpanel Height		Transomed	1500mm	
Glazing		Max. glazed area: Approved systems:	0.84m ² See CHILT/A01243 Revision B & Appendix B	
Frame Specification		Min. Section(mm): Material: Density:	70 X 32 Softwood or Hardwood Min 510kg/m ³	

Intumescent Materials – Palusol

Head	1 No. 15 x 4mm thick strip centrally fitted in the frame reveal or leaf edge. Increase to 20 x 4mm on door leaves over 2400mm high.
Meeting Edges	Square: 2 No. 10 x 4mm thick strips each spaced 5mm either side of the centre line of one leaf edge, plus 1 No. 10 x 4mm thick strip centrally fitted in the opposing leaf edge. Rebated: 1 No. 10 x 4mm thick strip centrally fitted in the bottom of each rebate.
Jambs & Overpanel	1 No. 15 x 4mm thick strip centrally fitted in the frame reveal or leaf edge. Double acting doorsets must have the top pivot mortice encased with, and the strap plates fitted on to, 1mm thick Interdens intumescent gasket.

Maximum Door Leaf Size Key: — LSADD — DADD & ULSADD



FIRE RESISTANT SOLID CORE BLANKS/DOORS

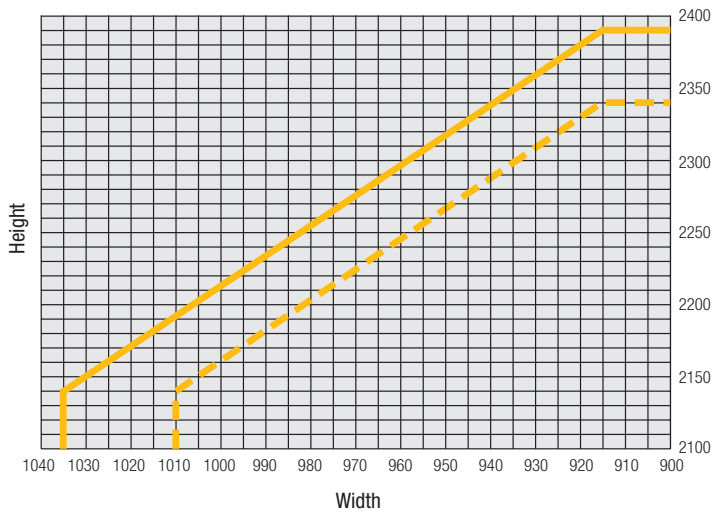
60 Minute Fire Resistance – Latched & Unlatched Single Acting & Double Acting Single Doorsets

Leaf Sizes	Configuration		Height(mm)		Width(mm)
	DASD and ULSASD	From: To:	2135 2341	X X	1010 915
LSASD	From: To:	2135 2391	X X	1035 915	
Maximum Overpanel Height	2000mm Transomed overpanels only – see section 5				
Glazing	Max. glazed area: Approved systems:	0.50m ² See CHILT/A04012 section 6			
Frame Specification	Min. Section(mm): Material: Density:	70	X	32 Hardwood Min 640kg/m ³	

Approved Intumescent Materials – Intumescent Seals Ltd., Therm-A-Seal

Head	2 No. 15 x 4mm thick strips spaced 5mm either side of the centre line, centrally fitted in the frame reveal or leaf edge.
Jams & Overpanel	2 No. 15 x 4mm thick strips spaced 5mm either side of the centre line in the frame reveal or leaf edge. Double acting doorsets must have the top pivot mortice encased with, and the strap plates fitted on to, 1mm thick Lorient Polyproducts Ltd. Interdens or alternatively the manufacturers tested material. 1mm thick Lorient Polyproducts Ltd. Interdens or 2mm thick Intumescent Seals Ltd. Therm-A-Flex should be fitted under the latch keep and forend (see section 12).

Maximum Door Leaf Size Key: — LSASD — DASD & ULSASD



60 Minute Fire Resistance – Latched & Unlatched Single Acting & Double Acting Double Doorsets

Leaf Sizes	Configuration		Height(mm)		Width(mm)
	DADD and ULSADD	From: To:	2135 2241	X X	960 915
LSADD	From: To:	2135 2291	X X	985 915	
Maximum Overpanel Height	1500mm Transomed overpanels only – see section 5				
Glazing	Max. glazed area: Approved systems:	0.50m ² See CHILT/A04012 section 6			
Frame Specification	Min. Section(mm): Material: Density:	70	X	32 Hardwood Min 640kg/m ³	

Approved Intumescent Materials – Intumescent Seals Ltd., Therm-A-Seal

Head	2 No. 15 x 4mm thick strips spaced 5mm either side of the centre line, centrally fitted in the frame reveal or leaf edge.
Meeting Edges	2 No. 15 x 4mm thick strips spaced 5mm either side of the centre line, centrally fitted in one leaf edge.
Jams & Overpanel	2 No. 15 x 4mm thick strips spaced 5mm either side of the centre line, centrally fitted in the frame reveal or leaf edge. Double acting doorsets must have the top pivot mortice encased with, and the strap plates fitted on to, 1mm thick Lorient Polyproducts Ltd. Interdens or alternatively the manufacturers tested material. 1mm thick Lorient Polyproducts Ltd. Interdens or 2mm thick Intumescent Seals Ltd. Therm-A-Flex should be fitted under the latch keep and forend (see section 12).

Maximum Door Leaf Size Key: — LSADD — DADD & ULSADD

